

Stapleton School Survey Results

August 5, 2009



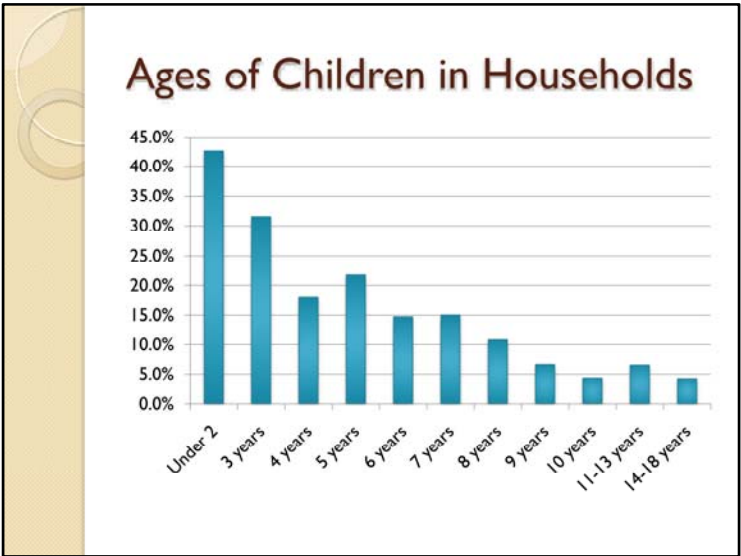
Background

- Developed in response to concerns about capacity of Stapleton schools.
- By Stapleton Foundation w/DPS, SUN, Donnell-Kay Fnd., Forest City.
- Distributed through Survey Monkey (on-line).
- Responses solicited through post-card and on-line chat groups.

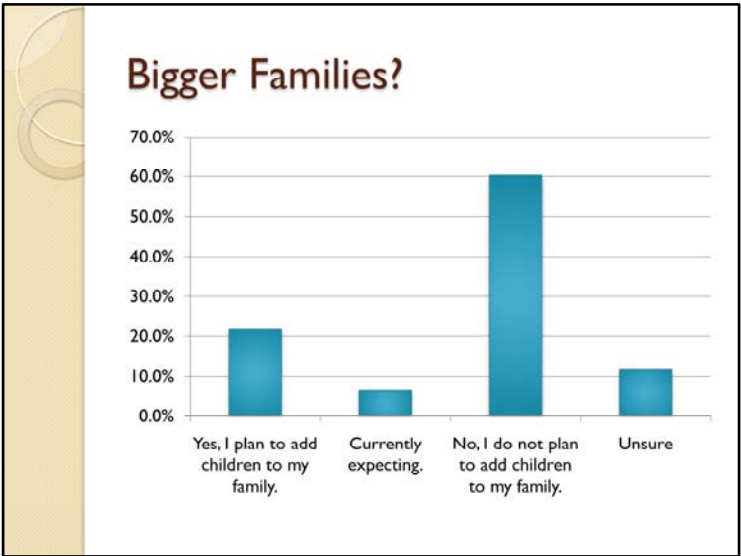
Demographic Data

- 1,273 completed surveys.
- 30% completion rate (approx. 4,100 households).
- 95% of respondents are Stapleton homeowners.
- 3% of respondents are Stapleton renters.
- 2% of respondents are other (including grandparent, moving to Stapleton in future, school of choice, and living in nearby neighborhood).
- Over 60% of respondents plan on staying in Stapleton 10+ years.

Need to check the number of households to compute correct completion rate

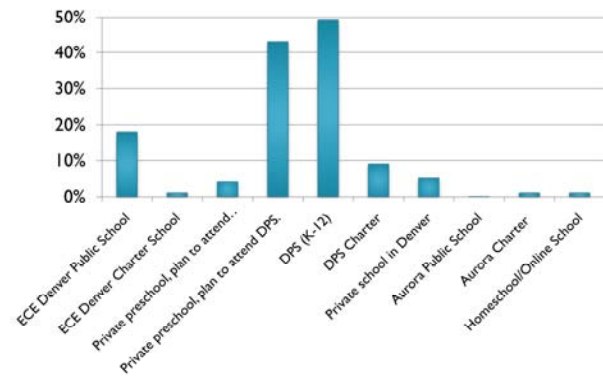


1,694 ages 6 and under, could be under counted and only includes the respondents



28% (approximately 350 more families are either expecting or planning on adding more children to their family.

Current School Attendance

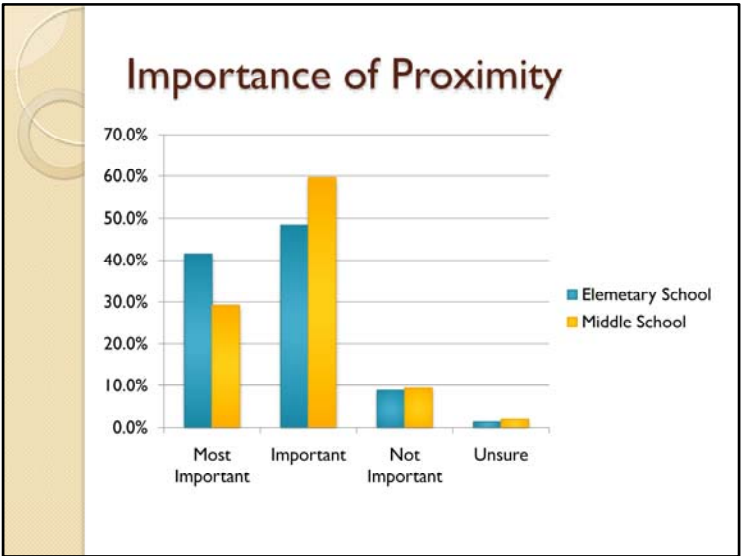




Current Schools

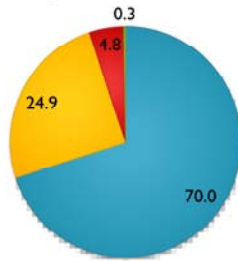
Highest rates of response

- Bill Roberts: 36.1% (382)
- Westerly Creek: 18.4% (195)
- Primrose: 6.6% (69)
- Polaris: 5.3% (56)
- Odyssey: 5.1% (54)
- DSST: 4.9% (52)
- Paddington Station: 4.8% (51)
- Blessed Sacrament: 2.8% (30)
- Other: 29.3% (309)

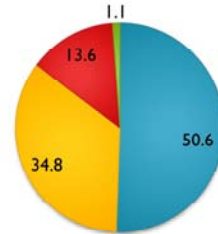


What's Important

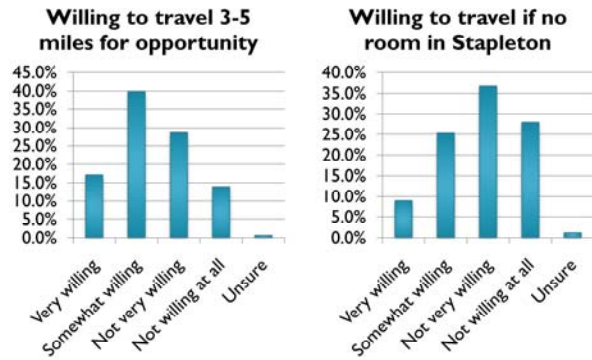
My child(ren) attending a Stapleton neighborhood school.



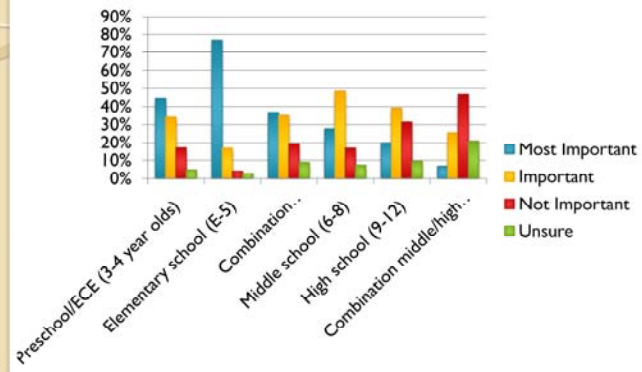
My child(ren) having educational options that meet their needs regardless of location.



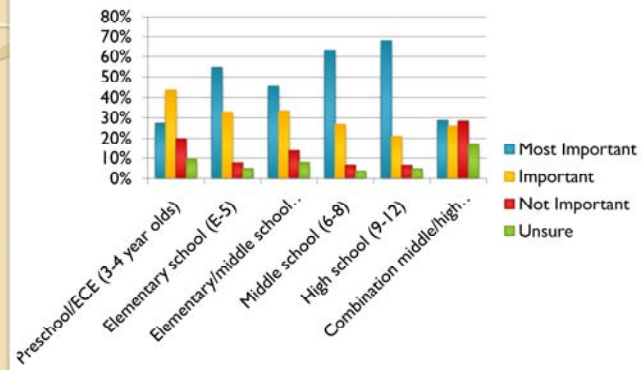
Transportation Questions



Most Urgent Need



Long-term Need



Important Programs or Features

- The following programs or features had a **high** level of importance to the community:
 - Small class/school size. (96.5%)
 - Located in your neighborhood. (96.1%)
 - Second languages. (89.7%)
 - Healthy lunch options. (88.7%)
 - Emphasis on opportunities to learn outside the classroom. (86.3%)

Combination of most important and important, Located in neighborhood had highest percent of most important

Important Programs or Features

- The following programs or features had a **high** level of importance to the community:
 - Special emphasis on science and math. (84.4%)
 - Special emphasis on technology. (81%)
 - Strong PE/sports. (81.6%)
 - Mix of lecture/project based. (80.6%)
 - Project-based learning. (75%)

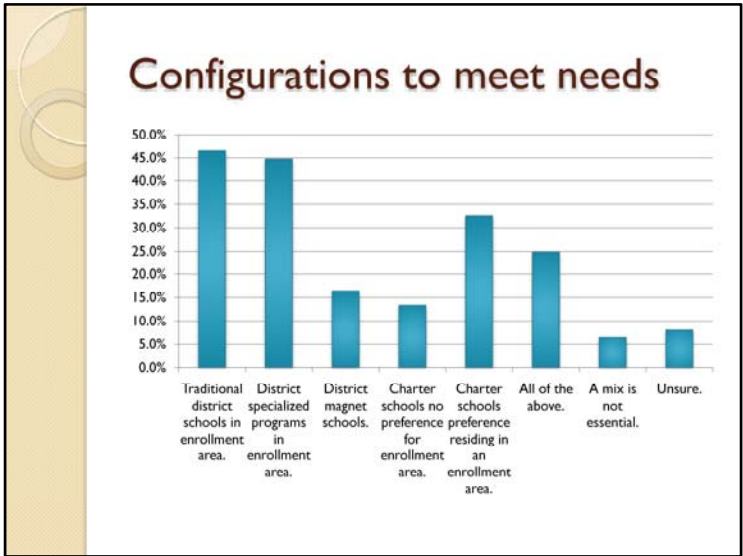


Important Programs or Features

- The following programs or features had a **medium** level of importance to the community:
 - Before and after-school enrichment. (74.9%)
 - Character education. (74.2%)
 - College prep curriculum. (73.2%)
 - Racial/economic diversity. (73.6%)
 - Service learning. (70.5%)
 - Special emphasis on environment. (65.3%)
 - Specialized curriculum. (64.9%)
 - Extended day focused on core subject. (51.3%)

Important Programs or Features

- The following programs or features have a **low** level of importance to the community:
 - Longer school year. (43.9%)
 - Enrollment mix of neighborhood and non-neighborhood kids. (41.7%)
 - Longer school day. (31.4%)
 - Lecture-style learning. (31.3%)



Still seeing enrollment area as important

Final Thoughts

- A majority survey respondents:
 - Had strong feelings about having a neighborhood school option; regular and specialized programs.
 - Want to do what is best for their child(ren).
 - Are willing to drive a short distance (3-5 miles) for a quality educational opportunity.
 - Enrollment preference raises acceptance of charters.
- 645 comments were given at the conclusion of the survey.
- On Thurs. Aug. 6 you can see this presentation and link to survey results at:
www.stapletonfoundation.org